

Scaled data based on original data using
LM-79-08 Approved Method: Electrical and Photometric Measurements of Solid-
State Lighting Products

Test Report Prepared for
Cooper Lighting Solutions
(formerly Eaton)

Brand: McGRAW-EDISON

Report Number: P200519

Luminaire Tested: **GPC-AF-01-LED-E1-T3R-7060**

Issue Date: 3/3/2020

Test Information

Test Method: LM-79-08
Report Number: P200519
TEST IS SCALED FROM IESNA LM-79-08 TEST DATA (P40129)
Test Lab: INNOVATION CENTER P2
Issue Date: 3/3/2020
Manufacturer: COOPER LIGHTING SOLUTIONS (FORMERLY EATON)
Product Line: MCGRAW-EDISON
Catalog Number: GPC-AF-01-LED-E1-T3R-7060
Description: GALLEON PEDESTRIAN LUMINAIRE
(1) 70 CRI, 5700K, 1050mA LIGHTSQUARE WITH 16 LEDS EACH AND TYPE III ROADWAY OPTICS
Light Source: -
Ballast/Driver: ELECTRONIC DRIVER

Summary

Lumens per Lamp: N/A
Luminaire Lumens: 6499 lumens
Efficiency: N/A
Efficacy: 110.2 lumens/watt
Luminous Opening: Rectangular (W 0.5' x L: 0.5' x H: 0')
IES Classification: Type III - Short - Full Cutoff
BUG Rating: B1 - U0 - G2

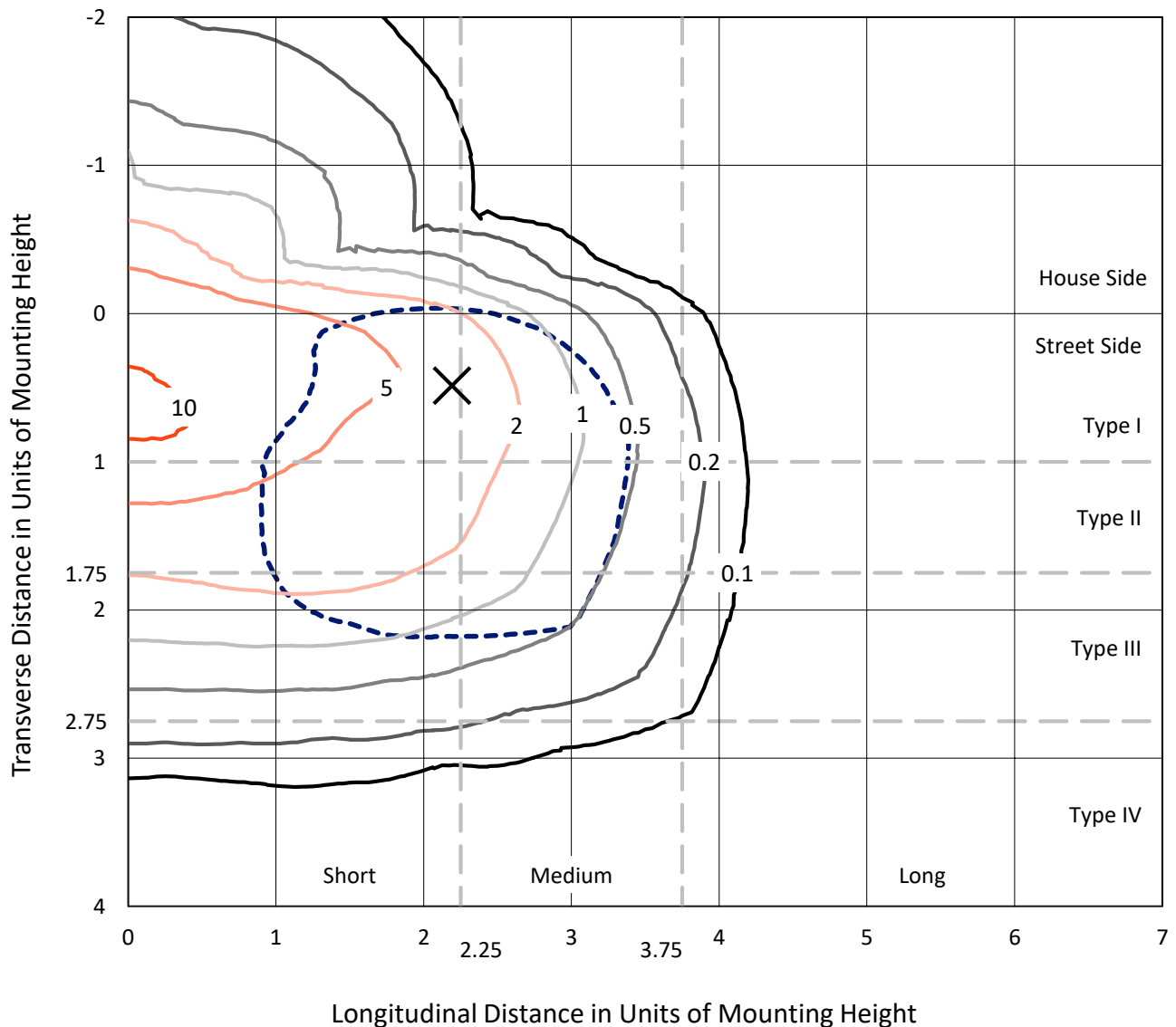
Input Watts (W): 59
Input Voltage (V): NR
Input Current (Ain): NR
Voltage Rise (V): NR
Power Factor: NR
Total Harmonic Distortion (THDi): NR
Frequency (hertz): 60
Stabilization Time: NR
Operation Time: NR
Ambient Temperature (°C): NR
Test Distance: 25 FT



REPORT NUMBER: P200519
 CATALOG NUMBER: GPC-AF-01-LED-E1-T3R-7060

Iso-Footcandle Lines of Horizontal Illumination

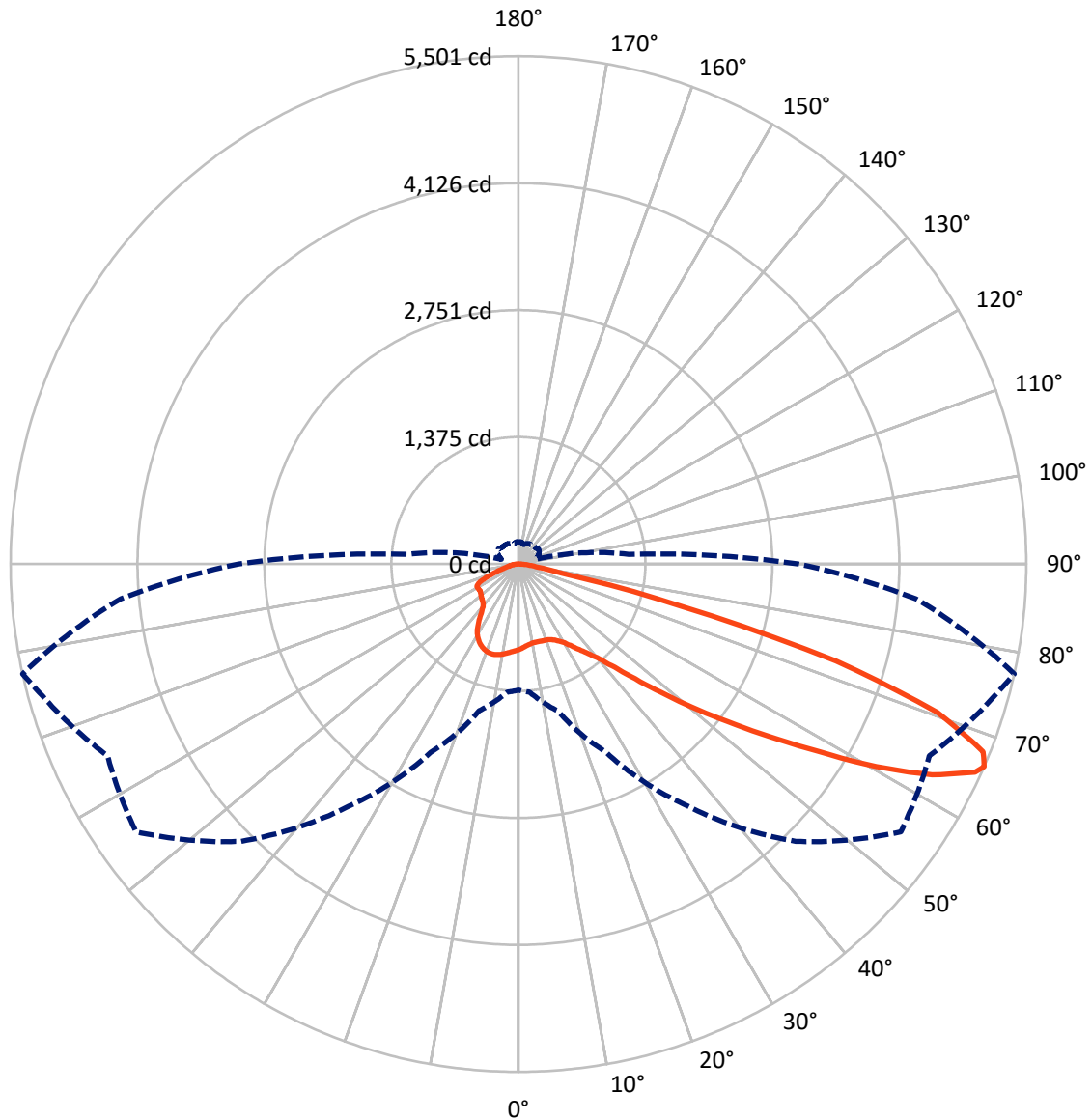
× Max cd
 - - - 1/2 Max cd



Based on 10 foot mounting height. Maximum calculated value = 11.4 fc
 Type III - Short - Full Cutoff

REPORT NUMBER: P200519
CATALOG NUMBER: GPC-AF-01-LED-E1-T3R-7060

Luminous Intensity Polar Plot



— Vertical Plane Through 77.5-Deg Lateral - - - Horizontal Cone Through 66-Deg Vertical

REPORT NUMBER: P200519

CATALOG NUMBER: GPC-AF-01-LED-E1-T3R-7060

FLUX DISTRIBUTION:

		Downward	Upward	Total
House Side	Lumens	1110.3	0.0	1110.3
	% Fixture	17.1	0.0	17.1
Street Side	Lumens	5388.7	0.0	5388.7
	% Fixture	82.9	0.0	82.9
Total	Lumens	6499.0	0.0	6499.0
	% Fixture	100.0	0.0	100.0

Coefficient of Utilization

ZONAL LUMENS:

Zone	Lumens	% Fixture
0°-10°	82.7	1.3
10°-20°	233.4	3.6
20°-30°	398.4	6.1
30°-40°	637.7	9.8
40°-50°	985.3	15.2
50°-60°	1397.4	21.5
60°-70°	1869.4	28.8
70°-80°	811.8	12.5
80°-90°	82.8	1.3
90°-100°	0.0	0.0
100°-110°	0.0	0.0
110°-120°	0.0	0.0
120°-130°	0.0	0.0
130°-140°	0.0	0.0
140°-150°	0.0	0.0
150°-160°	0.0	0.0
160°-170°	0.0	0.0
170°-180°	0.0	0.0
0°-90°	6499.0	100.0
0°-180°	6499.0	100.0



REPORT NUMBER: P200519

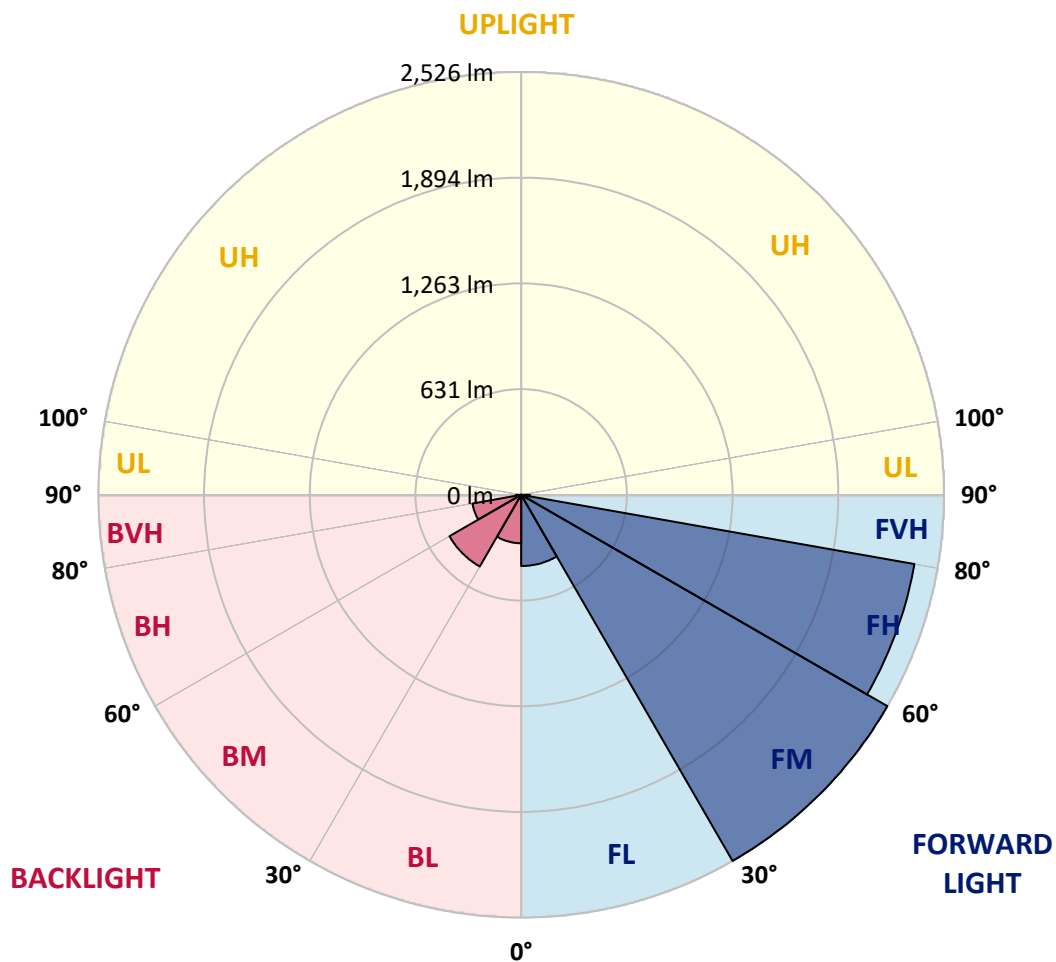
CATALOG NUMBER: GPC-AF-01-LED-E1-T3R-7060

LUMINAIRE CLASSIFICATION SYSTEM LUMEN TABLE AND BUG RATING:

Zone		Lumens	% Fixture	Zone Rating/Lumen Limit		
				B	U	G
FL	(0°-30°)	425.4	6.5			
FM	(30°-60°)	2525.8	38.9			
FH	(60°-80°)	2385.5	36.7			G2/5000
FVH	(80°-90°)	51.9	0.8			G1/100
BL	(0°-30°)	289.2	4.4	B1/500		
BM	(30°-60°)	494.6	7.6	B1/1000		
BH	(60°-80°)	295.7	4.5	B1/500		G1/500
BVH	(80°-90°)	30.9	0.5			G1/100
UL	(90°-100°)	0.0	0.0		U0/0	
UH	(100°-180°)	0.0	0.0		U0/0	

BUG Rating: B1-U0-G2

Type III Short





REPORT NUMBER: P200519

CATALOG NUMBER: GPC-AF-01-LED-E1-T3R-7060

CANDELA DISTRIBUTION (FULL):

	0°	5°	15°	25°	35°	45°	55°	65°	75°	77.5°	85°
0°	926.1	926.1	926.1	926.1	926.1	926.1	926.1	926.1	926.1	926.1	926.1
2.5°	819.3	824.8	829.4	833.7	842.3	856.4	872.7	885.9	905.0	908.6	918.8
5°	744.0	744.0	747.7	754.2	765.8	787.0	809.1	838.6	880.1	889.9	916.9
7.5°	707.5	707.8	710.0	715.5	725.6	745.0	769.2	803.9	860.1	876.4	922.5
10°	721.0	717.9	713.3	710.6	712.1	723.5	746.5	785.2	847.8	868.7	934.7
12.5°	796.6	790.7	774.8	753.6	733.3	725.0	738.5	776.3	842.6	866.9	951.0
15°	920.0	917.5	887.8	843.8	794.7	753.6	744.3	772.9	843.2	869.0	970.4
17.5°	1074.8	1071.4	1032.1	968.2	888.1	807.9	764.9	775.7	845.4	872.7	989.1
20°	1231.1	1220.6	1178.2	1102.1	999.2	881.9	799.0	782.7	848.1	876.7	1008.7
22.5°	1347.8	1339.2	1301.1	1227.1	1108.5	967.6	844.8	795.0	857.0	888.4	1033.0
25°	1450.3	1450.9	1413.2	1341.6	1219.1	1058.5	903.7	827.9	879.8	912.3	1066.2
27.5°	1577.1	1569.8	1534.5	1463.5	1328.4	1150.3	975.0	873.0	913.5	946.4	1109.8
30°	1728.8	1723.6	1682.8	1602.3	1449.7	1248.9	1056.3	925.5	957.2	991.2	1166.9
32.5°	1907.2	1904.8	1862.4	1758.9	1589.7	1364.9	1151.8	994.9	1022.3	1057.6	1248.9
35°	2116.7	2117.0	2066.9	1942.6	1743.0	1500.1	1260.2	1084.3	1101.5	1138.3	1346.5
37.5°	2245.6	2261.3	2242.6	2115.7	1916.5	1651.1	1400.9	1202.8	1191.8	1228.9	1451.2
40°	2273.3	2292.3	2351.6	2287.1	2110.5	1817.6	1525.5	1316.7	1302.9	1348.4	1586.0
42.5°	2234.6	2261.0	2386.3	2431.7	2316.6	2022.7	1693.2	1485.9	1468.4	1529.5	1753.7
45°	2211.6	2231.2	2376.1	2507.0	2495.3	2254.5	1906.6	1698.4	1692.0	1772.1	1947.2
47.5°	2171.6	2189.4	2328.9	2524.5	2600.3	2467.0	2163.0	1958.2	1970.8	2075.8	2165.5
50°	2193.1	2200.5	2276.0	2479.9	2630.7	2622.7	2449.5	2259.2	2302.1	2433.3	2412.7
52.5°	2190.1	2209.1	2269.9	2406.9	2634.7	2718.8	2731.7	2594.8	2685.4	2835.8	2686.9
55°	1770.6	1805.6	2197.7	2388.4	2648.8	2813.1	2982.9	2948.5	3117.4	3292.8	2996.4
57.5°	1690.8	1712.9	1930.3	2427.1	2723.8	2993.1	3262.4	3337.9	3620.4	3824.0	3373.5
60°	1675.1	1702.4	1927.5	2474.4	2875.8	3286.3	3676.6	3809.3	4232.4	4455.4	3810.8
62.5°	1626.3	1655.7	1909.4	2468.3	3091.6	3692.0	4206.9	4310.4	4812.8	5029.6	4176.5
65°	1471.5	1499.1	1761.7	2369.1	3237.2	4124.9	4834.6	4769.8	5270.9	5434.0	4358.9
66°	1365.6	1392.6	1645.3	2252.4	3203.4	4247.8	5056.9	4912.0	5373.5	5501.2	4323.3
67.5°	1171.8	1193.0	1419.3	1991.1	3023.8	4282.2	5243.9	5018.8	5384.3	5429.4	4119.7
70°	740.4	746.5	922.5	1374.5	2288.9	3713.8	4959.3	4753.5	4940.2	4818.0	3453.7
72.5°	321.2	319.1	442.8	699.2	1295.9	2491.9	4011.6	3922.3	3875.3	3596.5	2417.6
75°	178.7	181.2	230.0	324.6	526.6	1224.0	2624.3	2511.3	2120.4	1809.3	1096.3
77.5°	143.4	146.8	190.7	230.3	236.4	426.8	1228.0	999.2	601.6	482.7	304.6
80°	113.3	119.5	166.4	179.3	159.4	176.0	396.7	317.2	238.0	218.3	157.8
82.5°	89.7	94.0	142.8	135.7	111.5	118.5	190.1	185.2	154.8	140.9	91.2
85°	64.5	72.5	117.3	102.3	73.1	79.8	126.2	121.0	88.7	72.5	40.2
87.5°	26.4	34.4	82.9	67.9	40.8	37.2	63.0	59.3	42.1	30.7	20.0
90°	0.0	0.0	0.0	0.0	0.0	0.0	0.0	0.0	0.0	0.0	0.0



REPORT NUMBER: P200519

CATALOG NUMBER: GPC-AF-01-LED-E1-T3R-7060

CANDELA DISTRIBUTION (continued):

	90°	95°	105°	115°	125°	135°	145°	155°	165°	175°	180°
0°	926.1	926.1	926.1	926.1	926.1	926.1	926.1	926.1	926.1	926.1	926.1
2.5°	925.2	932.6	942.1	947.9	951.0	953.2	956.5	956.2	957.2	957.5	958.7
5°	931.4	943.6	957.5	961.1	961.1	957.8	954.4	948.9	946.7	946.1	946.7
7.5°	947.3	960.8	972.8	968.5	959.3	945.8	928.3	912.9	904.6	901.9	901.3
10°	967.6	983.9	988.8	972.5	945.5	912.9	878.2	853.1	838.6	834.6	833.4
12.5°	992.2	1007.5	1000.8	966.4	916.3	863.8	815.9	775.7	745.6	736.1	735.4
15°	1019.2	1031.2	1007.5	947.3	872.7	795.3	710.0	640.6	603.1	591.1	590.2
17.5°	1044.4	1050.5	1003.5	914.2	808.5	683.2	569.9	516.5	503.6	506.7	507.3
20°	1065.9	1065.9	990.0	866.6	707.5	535.5	464.0	463.1	472.3	481.5	483.3
22.5°	1089.5	1075.4	966.4	799.3	564.4	438.2	427.8	436.4	446.8	456.9	458.5
25°	1118.7	1083.1	933.5	697.4	443.7	398.0	402.0	409.0	414.2	420.7	421.6
27.5°	1151.2	1092.9	890.2	557.0	385.1	372.8	375.9	378.3	377.7	380.2	380.8
30°	1190.2	1104.2	830.9	435.4	360.8	351.3	345.8	343.6	343.6	347.6	349.1
32.5°	1242.4	1121.1	745.9	373.1	349.1	335.9	318.1	310.1	313.2	326.7	329.8
35°	1299.8	1139.2	630.7	351.9	346.7	328.9	301.2	286.5	286.8	299.4	303.4
37.5°	1362.5	1162.3	504.5	347.9	352.2	329.2	292.3	272.1	263.8	263.8	265.3
40°	1442.6	1185.9	408.4	350.7	363.9	332.9	287.7	260.7	237.4	238.0	239.2
42.5°	1547.0	1206.2	356.8	356.5	378.0	337.8	287.4	245.7	225.4	239.2	251.8
45°	1663.1	1216.3	334.1	361.7	389.4	340.9	282.5	243.2	226.9	268.1	292.0
47.5°	1796.7	1210.5	321.5	363.6	392.1	340.9	277.0	249.0	237.7	310.5	338.4
50°	1943.2	1193.6	309.2	359.9	391.2	340.2	282.2	254.9	241.7	317.8	337.2
52.5°	2115.4	1179.5	296.3	351.9	384.8	336.9	288.3	252.4	229.1	289.0	302.5
55°	2312.0	1183.5	281.9	340.5	374.6	330.4	286.2	242.6	215.9	254.6	262.9
57.5°	2563.2	1231.1	264.7	326.1	360.8	319.7	278.5	238.0	211.9	230.9	235.8
60°	2843.5	1314.0	243.2	311.7	343.6	302.5	272.7	240.1	213.7	229.1	231.5
62.5°	3049.3	1362.2	224.8	290.5	320.3	283.4	265.3	242.9	218.6	235.5	234.9
65°	3105.1	1283.0	201.7	259.5	288.7	263.5	256.1	246.0	220.8	240.7	238.0
66°	3026.8	1197.6	191.6	245.0	272.7	253.6	251.5	245.7	219.9	241.4	236.8
67.5°	2836.8	1022.6	174.1	223.9	247.2	238.9	244.1	242.9	217.4	240.7	234.3
70°	2313.5	697.7	148.9	186.4	205.7	210.3	230.0	233.1	209.4	230.0	215.9
72.5°	1616.4	425.0	131.7	144.6	166.4	179.3	210.7	219.6	198.7	200.8	187.3
75°	781.2	225.7	119.5	112.1	129.3	149.9	187.3	201.1	181.8	168.0	163.1
77.5°	243.5	137.9	101.3	90.3	101.3	121.0	156.6	176.3	161.8	140.6	138.8
80°	130.8	101.3	78.0	72.5	80.1	94.9	123.1	147.1	139.1	126.2	112.7
82.5°	86.3	65.7	57.7	56.2	61.1	72.5	91.5	121.9	121.9	108.1	78.6
85°	44.5	40.2	39.6	39.6	42.7	48.2	62.3	94.0	100.1	57.1	47.3
87.5°	22.1	23.0	21.5	22.4	24.0	23.6	29.8	47.3	56.5	34.7	28.9
90°	0.0	0.0	0.0	0.0	0.0	0.0	0.0	0.0	0.0	0.0	0.0

(END OF REPORT)